

The Gentex SSPK24WLP Series are wall mount, selectable candela speaker/strobes designed to meet code requirements for audio, visual and voice communications. The SSPK24WLP Series are quality speaker products that offer both dependable evacuation signaling and visual alarms, or a combination of both. The high output tamperproof candela selections are 15, 30, 60, 75, 110. A fixed 15/75 candela unit is also available.

The SSPK24WLP can be mounted in a 4" square x 2-1/8" deep back box, an extension ring is not needed.

The SSPK24WLP Series provides a 25 or 70.7 VRMS speaker with field selectable power taps of 1/8W, 1/4W, 1/2W, 1W, 2W or 4W. The SSPK24WLP strobes can be synchronized by using the Gentex Synchronization Control Module, FACP' s or power supplies that include the Gentex Synchronization Protocol.

The SSPK24WLP Series grills are constructed of high impact textured plastic.

The SSPK24WLP is warranted for 3 years from the date of purchase. The SSPK24WLP devices are UL listed for fire protective services per UL 1480, the selectable candela strobe unit is listed to UL 1971 and the 15/75 unit is listed to UL 1638 and UL 1971.



### Features

- Tamperproof Selectable Candela 15, 30 60, 75 and 110
- Fixed 15/75 Candela
- High Quality dBA Output (Intelligible)
- Frequency Range 400-4000Hz
- Tamperproof Grill
- Unit Dimensions: 6.1" Square x 1.88" Deep
- Wall Mounting to Standard 4" x 2 1/8" Deep Back Box
- Field Selectable Power Taps 1/8, 1/4, 1/2, 1, 2, 4 Watt
- Speaker Voltage 25 or 70.7 VRMS Standard, Field Selectable
- Faceplate Available in Red or Off-White

### Listings and Approvals

- UL Listed: 138, 1971 and 1480
- MEA: 580-06-E
- CSFM:
  - 7320-0569:140 (SSPK24WLP Series)
  - 7320-0569:137 (SSPKCLP Series)

### Low Profile Evacuation Speakers and Speak/Strobes

Model Number	Description	Part Number
SSPKCLPR	Speaker	904-1445-002
SSPKCLPW	Speaker	904-1446-002
SSPK24WLPR	Speaker/Strobe	904-1413-002
SSPK24WLPW	Speaker/Strobe	904-1415-002
SSPK24-15/75WLPR	Speaker/Strobe	904-1417-002
SSPK24-15/75WLPW	Speaker/Strobe	904-1419-002

## Speaker dBA @ 10 ft.

Input Watts	25 Volts	70.7 Volts
1/8	74.6 dBA	73.7 dBA
1/4	77.7 dBA	76.7 dBA
1/2	80.5 dBA	79.6 dBA
1	83.1 dBA	82.5 dBA
2	85.6 dBA	85.4 dBA
4	87.9 dBA	87.9 dBA

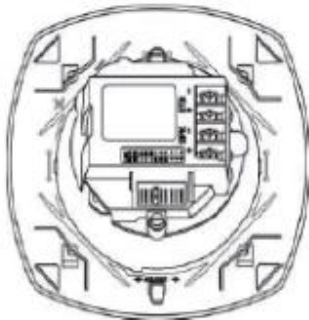
Note: The SSPK24WLP Series is not listed for outdoor use. Operating temperature: 32° to 120°F (0° to 49° C). Gentex does not recommend using a coded or pulsing signaling circuit with any of our strobe products (see technical bulletin number 014). "R" = Red Faceplate, "W" = Off-White Faceplate, "P" = Plain (no lettering) Available with all models.

## SSPK24WLP Wall Mount Strobe Current Ratings

Candela	15cd	30cd	60cd	75cd	110cd	15/75
24 VDC	55mA	63mA	88mA	112mA	136mA	63mA
UL Max <sup>1</sup>	78mA	96mA	137mA	180mA	224mA	96mA

<sup>1</sup> RMS current ratings are per UL average RMS method. UL maximum current rating is the maximum RMS current within the listed voltage range (16-33VDC for 24VDC units) (8-17VDC for 12VDC units). For strobes the UL max current is usually at the minimum listed voltage (16VDC for 24VDC units) (8VDC for 12VDC units). For audibles the maximum current is usually at the maximum listed voltage. For unfiltered FWR ratings, see installation manual.

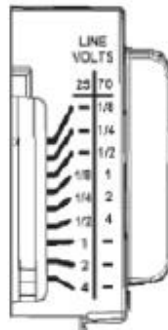
### SSPK24WLP Candela Selection



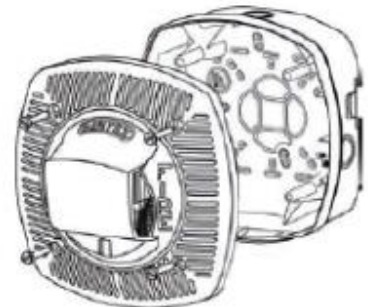
Adjust brightness by turning dial with screwdriver. Candela selection is displayed on front of unit.

Note: Does not apply to fixed 15/75 candela unit

### Power Tap Selection

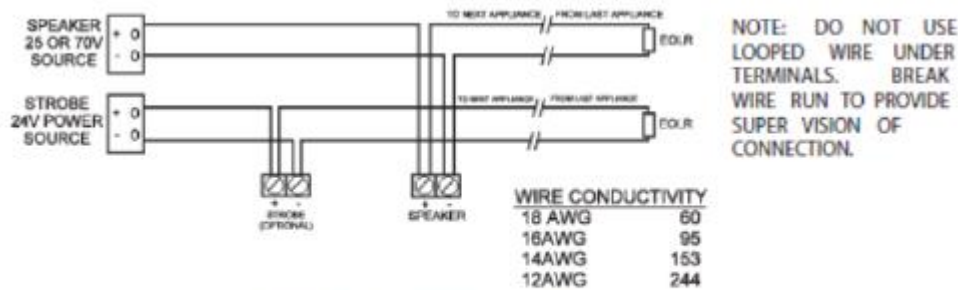


### SSPK24WLP Mounting Diagram



Mounts to a standard 4" square x 2-1/8" back box or to Gentex GBLP surface back box.

## Wiring Diagram



\*MAX. WIRE DISTANCE (IN FEET) =  $\frac{\text{PANEL VOLTAGE} - \text{DEVICE MINIMUM VOLTAGE}}{\text{TOTAL CURRENT DRAW}} \times \text{WIRE CONDUCTIVITY}$

\*CAUTION: APPLIES ONLY TO REGULATED SUPPLIES

NOTICE: POWER IS SUPPLIED TO DEVICES WHEN CONTROL PANEL IS LATCHED.

## Specification

The fire alarm speaker shall be Gentex SSPK24WLP or equivalent. The speaker shall be capable of producing alarm tones or voice on all 25 or 70.7 VRMS audio systems. The speaker shall provide incremental tap settings of 1/8, 1/4, 1/2, 1, 2 or 4 watts. Minimum 1/4 watt shall be 76.7 dBA and at 4 watts 87.9 dBA. Tap settings shall be adjustable with field selectable jumper pins. The speaker shall also have an operational visual signal capability.

The visual signal shall have 1Hz flash rate regardless of input voltage. All field wiring connections shall be made via separate in-out terminal connections and the speaker or speaker strobe shall be UL, CSFM and BS&A/MEA listed and comply with all local, state and federal fire alarm codes/standards.

[Check if this document is up to date](#) | [Give us feedback](#)

Advanced, 100 South Street, Hopkinton, MA. 01748 T: +508 435 9995 E: [usa@advancedco.com](mailto:usa@advancedco.com) W: [us.advancedco.com](http://us.advancedco.com)

As our policy is one of constant product improvement the right is therefore reserved to modify product specifications without prior notice.